

# REMODELING TIPS

AUTUMN 2007

Photo: y James Wilson



## Blast from the Past

Article on page 2

The living/dining space in *The New American Home 2007* displays Pop Art influences from the 60s.

Toll Free (866) 993-6846

Fax (717) 993-3333

[www.ddscarb.com](http://www.ddscarb.com)



## A Fresh Spin

If you are still trekking down to the basement or out to the garage to put dirty clothes in the washing machine, it is time to reevaluate your laundry arrangements.

In 2003, Whirlpool Corporation conducted extensive consumer lifestyle research and discovered that homeowners were actually longing for a "power laundry room" right in the heart of their home. Today's busy homeowner needs to multitask, and there are a myriad of little jobs that can get crossed off the to-do list while doing the laundry. Why not make that process convenient?

The idea that the laundry room could be more than just a place to wash clothes has really captured the hearts

*...continued on page 4*



## Doing It Right

Recently a good customer of ours asked me how I choose the trades people that work with us at D&D Scarborough. After giving it some thought, I replied with what an old-time builder once advised me.

He said, "Surround yourself with the best people you can find. They may not be the cheapest, but their knowledge and commitment to doing it right will save you money and heartache in the long run."

I think these words still ring true today. This time-tested philosophy is just one of the many things that keeps our satisfied customers coming back year after year to **D&D Scarborough** for their remodeling projects.



# Blast from the Past

A Retro craze has hit this country in a big way. Pre-teens roam the malls in bell-bottom jeans, beaded shirts and flip-flops while rediscovering 60s and 70s Rock 'n' Roll in movies like School of Rock. Swing dance and Big Band music from the 40s and 50s has captured the imagination of a whole new group of young adults who love the romantic crooning of Harry Connick, Jr. and Michael Bublé.

Nostalgia has engulfed home fashions as well, with styles and colors that borrow freely from past decades showing up as popular trends. As color expert, Zara Stender, says, "To younger generations, it's new and hip. To older ones, it's 'Wow, wasn't that a great time?'"



## Create the Look! Retro 40s - 50s:

As WWII came to an end, home fashions began to move away from the dark, ornate interiors of the past to brighter colors—such as aqua, pink, yellow and red—and a modern, streamlined look. The rambling ranch-style home with open floor plan began to replace the small, divided up rooms of previous house styles. Long, low seating with exposed tapered wooden legs, influenced by Scandinavian furniture,

(www.sherwin-williams.com)



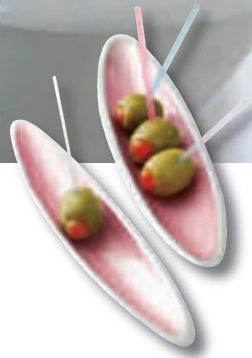
*Kinetic Contrasts Color Palette from Sherwin-Williams' 2007 Color Forecast*



(www.walkerzanger.com)



*Virtual Re-mix Color Palette from Sherwin-Williams' 2007 Color Forecast*



*Northstar 50s-style microwave in Robin's Egg Blue from Elmira Stove Works.*

(www.elmirastoveworks.com)

was popular in living rooms. Geometrics and simple curvilinear forms found their way into fabrics, wallpaper, rugs and light fixtures. Comfort and ease of care was a major tenet of the era, and to that end designers experimented with materials such as metal and plastics. This led to the ubiquitous chrome-legged tables with Formica tops and shiny vinyl covered chairs, which became all the rage for informal dining. Melmac melamine dishware completed the table setting.

## Create the Look! Retro 60s -70s:

In 1962 Andy Warhol's painting of an enormous Campbell's soup can was very influential in starting a new Pop Art fashion trend in the United States. Oversized graphics found their way into every home via wall-coverings, upholstery, rugs and paintings. Patterns of flowers, circles and squares were everywhere. Bold, saturated colors, contrasted against a background of black and white became popular for interiors.

The open floor plan continued to prevail in homes, but conversation pits and raised carpeted platforms—supplied with an abundance of soft cushions—created intimate spaces. Colorful one-piece plastic stacking chairs and tables, beanbags and plastic blow-up furniture made their debut in the 60s. Mirrored walls, heavily flocked wallpaper, ethnic fabrics, beaded curtains, shag carpeting and animal skin rugs added mystique and glamour. Typical accessories were candles, lava-lamps, and fiber-optic lights.

*Odyssey from Walker Zanger's new Vibe Mosaics tile collection. Inspired by Stanley Kubrick's 1967 film 2001: A Space Odyssey.*

# Calming Influence

An interior water feature has become a standard piece of equipment for today's spa. The soothing sound of flowing water seems to bring the outdoors inside, reminding you of a babbling brook or cascading waterfall—nature sounds that are almost synonymous with tranquility and relaxation. An interior water feature in your home offers the same benefits, but on a daily basis! With an exquisite wall fountain placed near the entrance, the pressures of the day begin to dissolve as soon as you pass through the front door.




*This wall fountain from the Adagio Collection is made of hand-chiseled multi-color slate imported from India. The frame is copper with a patina finish.*

A water feature can be custom designed to fit into a specific area of your home, such as the wall separating the shower and the bathtub in your master bath or an alcove in your dining room. The result is something totally unique and personal. A less expensive option is to purchase one of the many pre-designed units available. Either way, a water feature can beautifully complement and enhance any décor.

Made with a variety of materials such as slate, pebbles, river rock, marble, copper, steel and glass, a water feature offers virtually unlimited styling—from a sleek contemporary look to something more natural and organic. It can be designed in many shapes and sizes and may be a freestanding unit or hung on the wall like a painting. Built-in lighting that illuminates the water as it ripples over the textured surface adds drama and excitement.

*Bluworld created this 14 ft. high water feature that includes a silver mirror with custom etching on the front of a tempered panel. It is fully self-contained and anchored to the wall behind.*



(www.bluworldusa.com)

## Too Hot to Handle

If you've ever tried maneuvering a heavy casserole dish out of your oven without burning yourself on the hot, protruding oven door, you know how frustrating this process can be. In case you've been wondering if there is a better way—here are some great new options to consider.



(www.gaggenau-usa.com)

Gaggenau's newly designed oven line, introduced at the 2007 Kitchen and Bath Industry Show, includes professional-grade side-opening doors that open to a full 180 degrees, allowing ease of loading and unloading food.



(www.Dooraway.com)

The Door-a-way oven by Oven Elite has a retractable door that provides a fully open area in front of the oven. Because door interference is gone, the pain from awkward positioning and stretching while handling heavy items, such as a turkey, is greatly reduced.



(www.gaggenau-usa.com)

The Gaggenau Lift Oven has an elevating base that can be loaded with food dishes at the countertop level, and then raised into the cooking cavity with the push of a button. There is no need to reach into a hot oven to remove cooked food. Since heat rises, the heat remains in the oven cavity.

# REMODELING TIPS

Doing It Right

A Fresh Spin

Blast from the Past

Calming Influence



D&D Scarborough Inc.  
53 South Main Street  
P.O. Box 369  
Stewartstown, PA 17363

Telephones:

MD/PA Toll Free: 1(866) 993-6846  
PA (717) 993-6846  
(717) 246-9534  
MD (410) 692-2946

PRSR STD  
U.S. POSTAGE  
**PAID**  
HICKORY NC  
PERMIT NO 212

RETURN SERVICE REQUESTED

VISA, MASTERCARD, DISCOVER

## A Fresh Spin

*...continued from page 1*

of homeowners. It now has become standard fare in new home construction as well as remodeling for a large, separate space to be set-aside as a multifunctional laundry room.

Such a room contains attractive cabinetry for storing laundry supplies, baskets for sorting soiled laundry and a solid-surface countertop for folding clean laundry. A front-loading washer and dryer offer energy efficiency and water savings. A pair can fit snugly beneath a countertop, yet still provide easy access. If bending is a problem, a pedestal designed to raise the appliance to a more convenient level is usually available from the manufacturer. Next to the washer, a deep sink for hand wash and pre-treating stains is useful. A closet by the dryer provides space to hang clothes once they are dry, preventing wrinkles. Another practical item is a built-in ironing cupboard with space to store the iron. This is also the perfect location for a sewing machine and supplies, close by whenever small clothing repairs are needed.

Across the room, a handy office space could be designed for sorting mail and paying bills while waiting for the next load to finish drying. A gift-wrapping center could be included with cabinetry for storing rolls of paper and ribbon, tape and scissors. The long countertops provide an ideal place for cutting paper (or fabric) to just the right size.

When carefully planned, an oversized laundry room can serve a wide variety of purposes that a homeowner wishes to carry on simultaneously, perfectly fitting his or her individual lifestyle.



*The Gentle Jet Laundry Sink by MTI Whirlpools launders fine hand-washables using three variable speed micro-jets.*



*(right) ClosetMaid's MasterSuite storage system provides a clean, organized space to wash, fold or hang laundry. Shown here in Antique White.  
(above) Sort and hide dirty laundry in this pull-out hamper.*



(www.closetmaid.com)